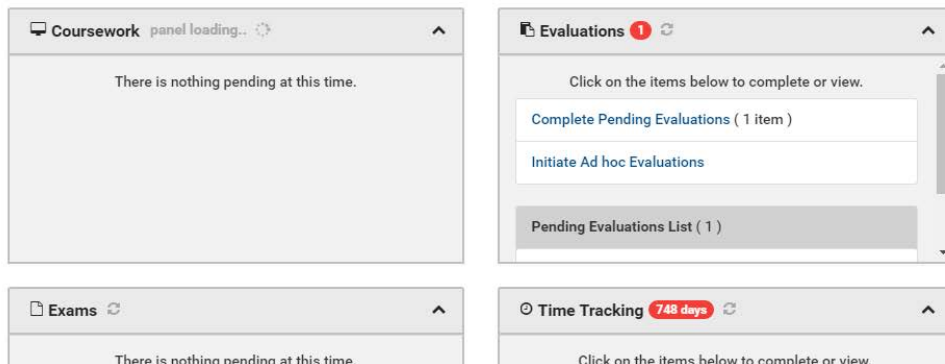


How To Upload Your Immunizations/Health Documentation

1. Log-in to www.e-value.net and ensure you are on the home screen as pictured below. Then select the “Home” tab



Welcome to Medhub - E*Value Jessica TestStudent - BUOT [what's new?](#)



2. Then select “Other Tasks” and then "Personal Records Requirements"



Other Tasks

Tasks

[Calendar](#)

[Change Password](#)




[Personal Records Requirements](#)

[Search Documents](#)




[View Curriculum Documents](#)

3. Use the paperclip icon to attach the document in either a .pdf, word document, or .jpeg format. Make sure you **input the the date** you received the vaccine/certification in the first box on that line. Be sure to scroll right and select **SAVE**.

Academic Accomodations Request		Apr 5, 2012	One-time	To Be Verified	  
Citi Training		<input type="text"/>	<input type="text"/>	Ongoing	*status* 
<small>Add attachment (click again for multiple)</small>					
CPR or BLS Certification	Jan 23, 2014		Jan 3, 2018	Ongoing	To Be Verified   
Criminal Background Check	Sep 1, 2012			One-time	Met   
Essential Functions	Oct 25, 2012			One-time	Met   
Medical Insurance	Mar 22, 2012		Mar 22, 2013	Ongoing	Not Met   

Met   

Not Met Save Cancel

Not Met   

Met 